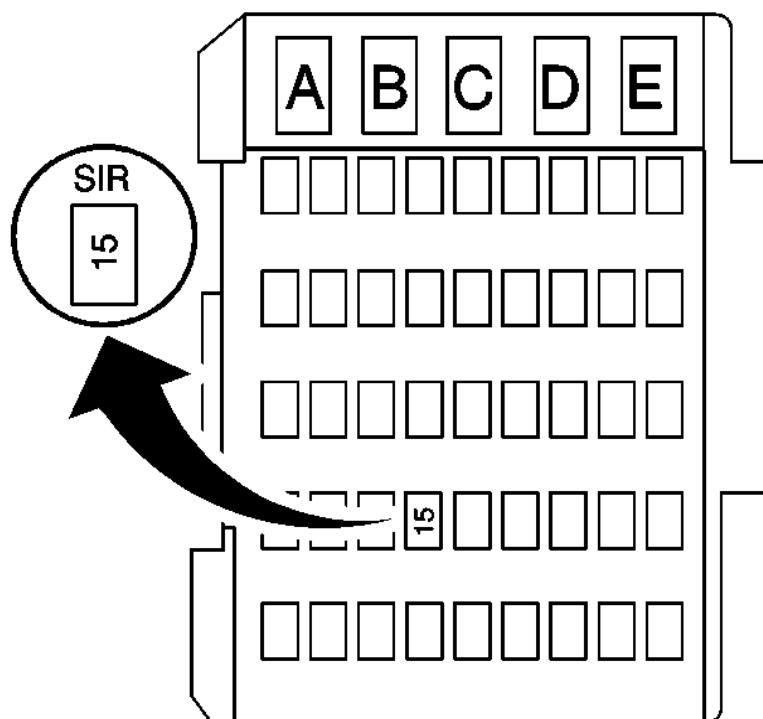


Document ID# 685226  
2001 Pontiac Grand Prix

# Disabling the SIR System

## Important

Refer to [SIR Service Precautions](#) .



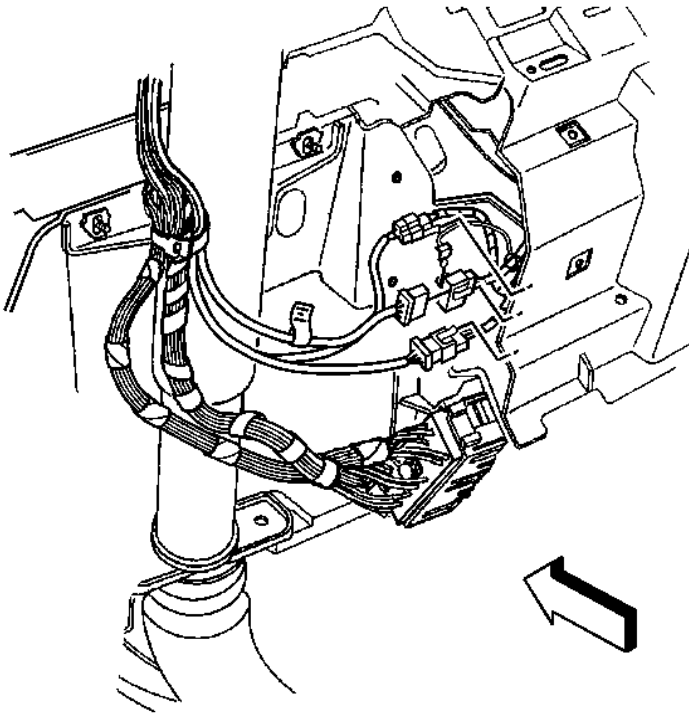
1. Turn the steering wheel so that the vehicle's wheels are pointing straight ahead.
2. Turn OFF the ignition.
3. Remove the key from the ignition switch.
4. Remove the IP fuse block cover.

## Important

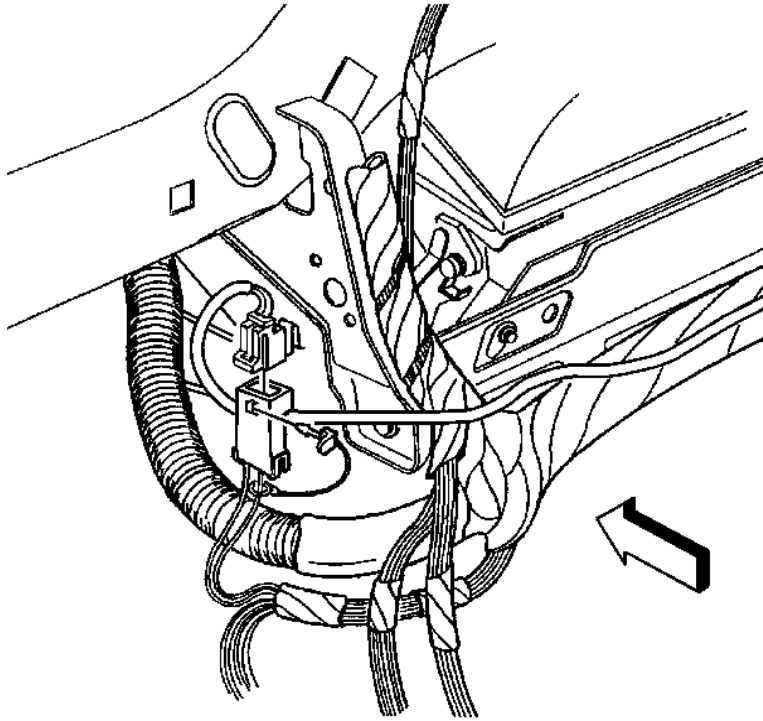
With the SIR Fuse removed and the ignition ON, the AIR BAG indicator illuminates. This

is normal operation, and does not indicate an SIR system malfunction.

5. Remove the SIR Fuse.



6. Remove the LH insulator panel.
7. Remove the connector position assurance (CPA) from the inflatable restraint steering wheel module coil connector located at the base of the steering column.
8. Disconnect the steering wheel module coil connector.



9. Remove the CPA from the inflatable restraint IP module connector located to the right of the steering column.
10. Disconnect the IP module connector.

---

**Document ID# 685226**  
**2001 Pontiac Grand Prix**