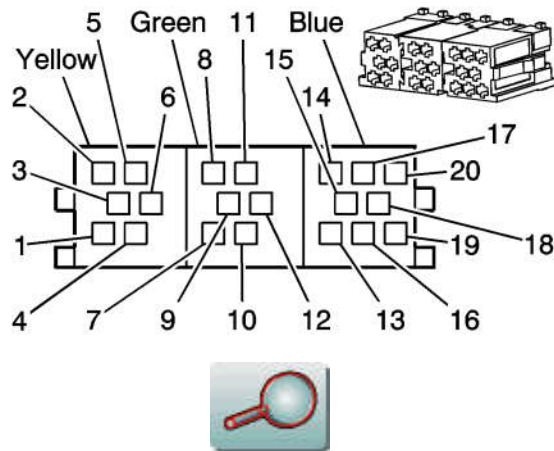
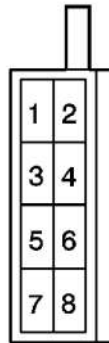


Radio C1**Connector Part Information**

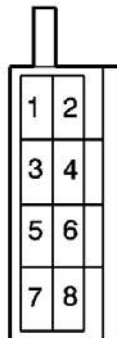
- 30220700
- 20-Way F DCS-2 Tri-Color (YE/GN/BU)

Pin	Wire Color	Circuit No.	Function
1	--	--	Not Used
2	BARE	5344	Drain Wire (UAV/U2X/U2Y)
3	--	--	Not Used
4	YE	5342	Navigation Audio Signal (+) (UAV/U2X/U2Y)
5	OG	1544	Information Up Switch Signal (LP1/LY7)
	PK	5149	Cellular Microphone Signal (UAV)
6	GY	655	Cellular Microphone Signal (U2Y/U2X)
	--	--	Not Used
7	--	--	Not Used
8	PU	1807	Class 2 Serial Data
9	PK/BK	5152	Cellular Microphone Low Reference (UAV)
	BARE	1782	Drain Wire (U2Y/U2X)
10	--	--	Not Used
11	PU	1807	Class 2 Serial Data
12	PK	1545	Information Down Switch Signal (LP1/LY7)
13	D-BU	1796	Steering Wheel Controls Signal (LP1/LY7)
14	D-GN	5142	Modem Tx (UAV)
15	--	--	Not Used
16	WH	5343	Navigation Audio Signal (-) (UAV/U2X/U2Y)
17	L-BU	5141	Modem Rx (UAV)
18	--	--	Not Used
19	OG	1486	FM Composite Signal
20	YE/BK	5143	Modem Ground (UAV) (Not Used)

Radio C2**Connector Part Information**

- 963121-1
- 8-Way F Junior Timer Type (TN)

Pin	Wire Color	Circuit No.	Function
1	--	--	Not Used
2	BARE	2012	Drain Wire
3	L-GN	512	Right Low Level Audio Signal (+)
4	L-GN	1948	Right Low Level Audio Signal (-)
5	TN	511	Left Low Level Audio Signal (+)
6	D-GN	1947	Left Low Level Audio Signal (-)
7	BN	818	Vehicle Speed Signal (UAV/U2X/U2Y)
8	BARE	2011	Drain Wire

Radio C3



Connector Part Information		<ul style="list-style-type: none">• 963120-1• 8-Way F Junior Timer Type (GY)	
Pin	Wire Color	Circuit No.	Function
1	BN/WH	367	Left Audio Signal (+) (U2K/U2L)
2	PU	1375	Remote Radio Control Supply Voltage (LP1/LY7)
3	TN/WH	372	Audio Common (U2K/U2L)
4	D-GN/WH	368	Right Audio Signal (+)
5	PK	5165	SW Antenna Enable (Export w/U2X)
6	BARE	5324	Drain Wire (U2K/U2L)
7	RD/WH	2240	Battery Positive Voltage
8	BK/WH	851	Ground