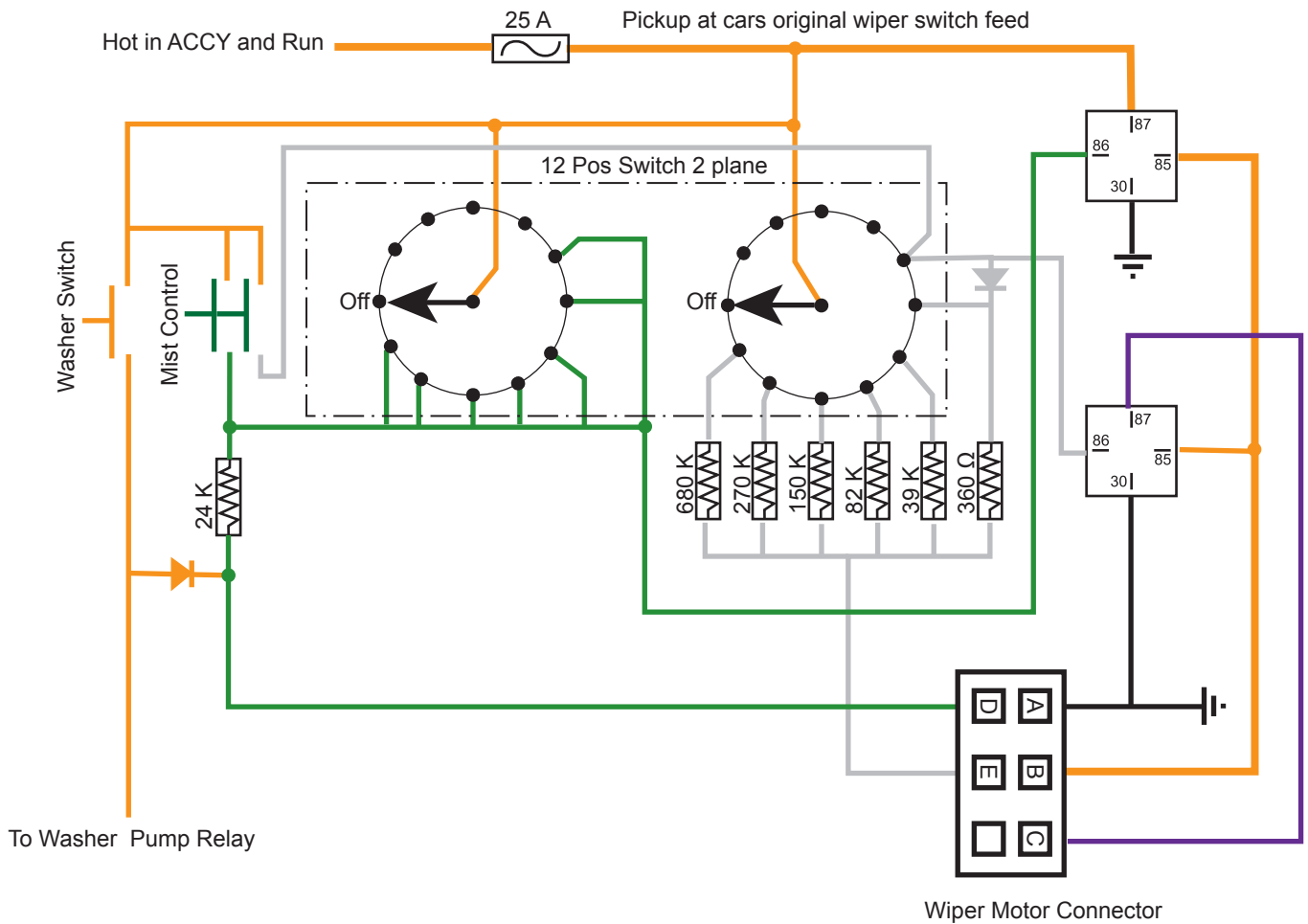
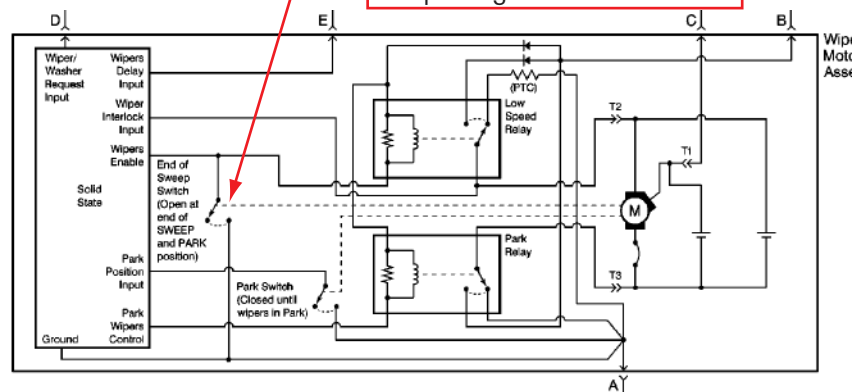



Wiring for Camaro 1998-2001 Wiper motor in an older car



The topmost switchblade has to be bent so that it stays closed. Bend it away from the plastic cam.

This switch has to be set to permanently close. This will prevent the motor from going into parkingmode.



The rotaryswitch has to be set up so that when turning the wipers off you have to pass one of the interval positions. The Camaro wiper motor is made with a parking position that reverses the wipers one half turn. To prevent this from happening the power relay is used and it will turn off power to the motor when in the off position. Therefore the wipers has to pass the interval to go in to pause mode. In pause mode the wipers will stay in the normal parking position, when the motor is turned off with the relay the wipers will stay in position.

N.B. I will not take any resonsibility for how it works or if it works. Good Luck with it.