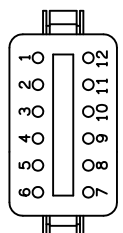
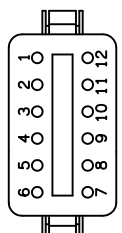


TO SMARTSPARK



DEUTSCH TERM	COLOR	SIGNAL
1	BLK	COILDRV1
2	VIO	COILDRV2
3	RED/WHT	COILDRV3
4	BLU	COILDRV4
5	GRN/WHT	COILDRV5
6	GRN	COILDRV5
7	PINK	+12V PWK
8	BLK/WHT	GND
9	BLU/WHT	COILDRV6
10	RED	COILDRV7
11	VIO/WHT	COILDRV8
12	WHT	TACH
		114017 SEAL

TO SMARTSPARK



DEUTSCH TERM	COLOR	SIGNAL
1	ORG/YEL	CKP
2	BRN/WHT	CMP
3	114017 SEAL	
4	GRN/GRY	MAP
5	ORG	+5V PWK
6	BRN	SENSOR GND
7	BLK	RS-232 GND
8	WHT	RS-232 TXD
9	WHT	RS-232 RXD
10	YEL/BLU	RETARD/GP11
11	BLU/ORG	TWO STEP/GP12
12		114017 SEAL

GND TERMINAL
BLK/WHT

PINK
WHT
+12V PWK
TACH

CMP TERM	COLOR
A	ORG
B	BRN
C	BRN/WHT

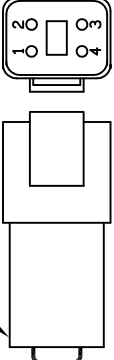
MAP TERM	COLOR
A	BRN
B	GRN/GRY
C	ORG

COILS 1357 TERM	COLOR
A	BLK
B	RED
C	GRN
D	BRN
E	BLU
F	VIO
G	PINK
H	

COILS 2468 TERM	COLOR
A	BLK
B	RED/WHT
C	GRN/WHT
D	BRN
E	BLU/WHT
F	VIO/WHT
G	PINK
H	

CKP TERM	COLOR
A	ORG/YEL
B	BRN
C	ORG

RS-232 TERM	COLOR	SIGNAL
1	WHT	RS-232 RXD
2	BLK	RS-232 GND
3	WHT	RS-232 TXD
4	114017 SEAL	



TO USB INTERFACE

SMARTSPARK LS2/7 REMOTE MOUNT WIRE HARNESS
P/N 119005

YEL/BLU RETARD
BLU/ORG TWO STEP