2005 Cadillac CTS V8-5.7L VIN S

Vehicle > Powertrain Management > Diagrams > Electrical - Interactive Color (Non OE)

Engine Controls - Page 1 of 4

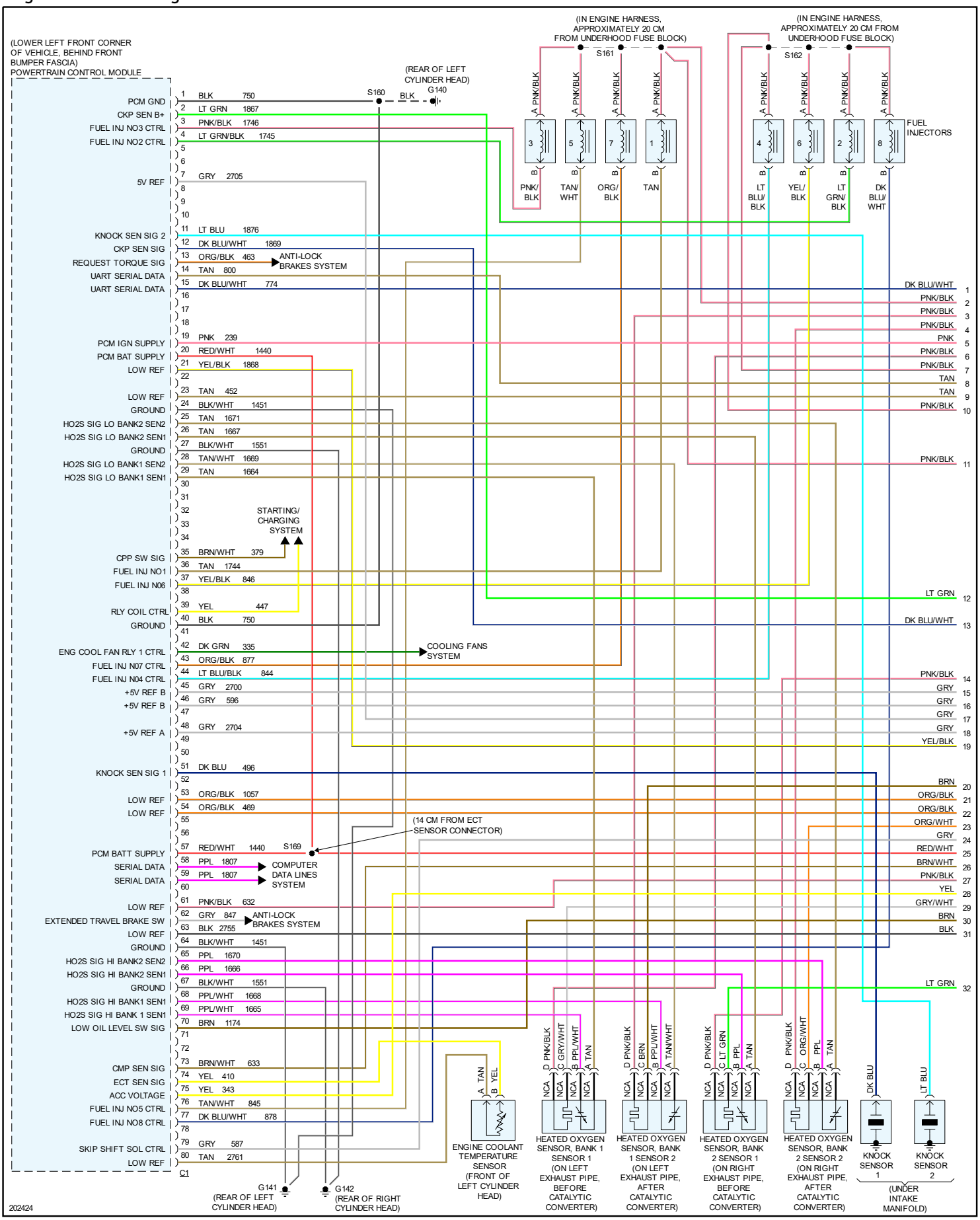

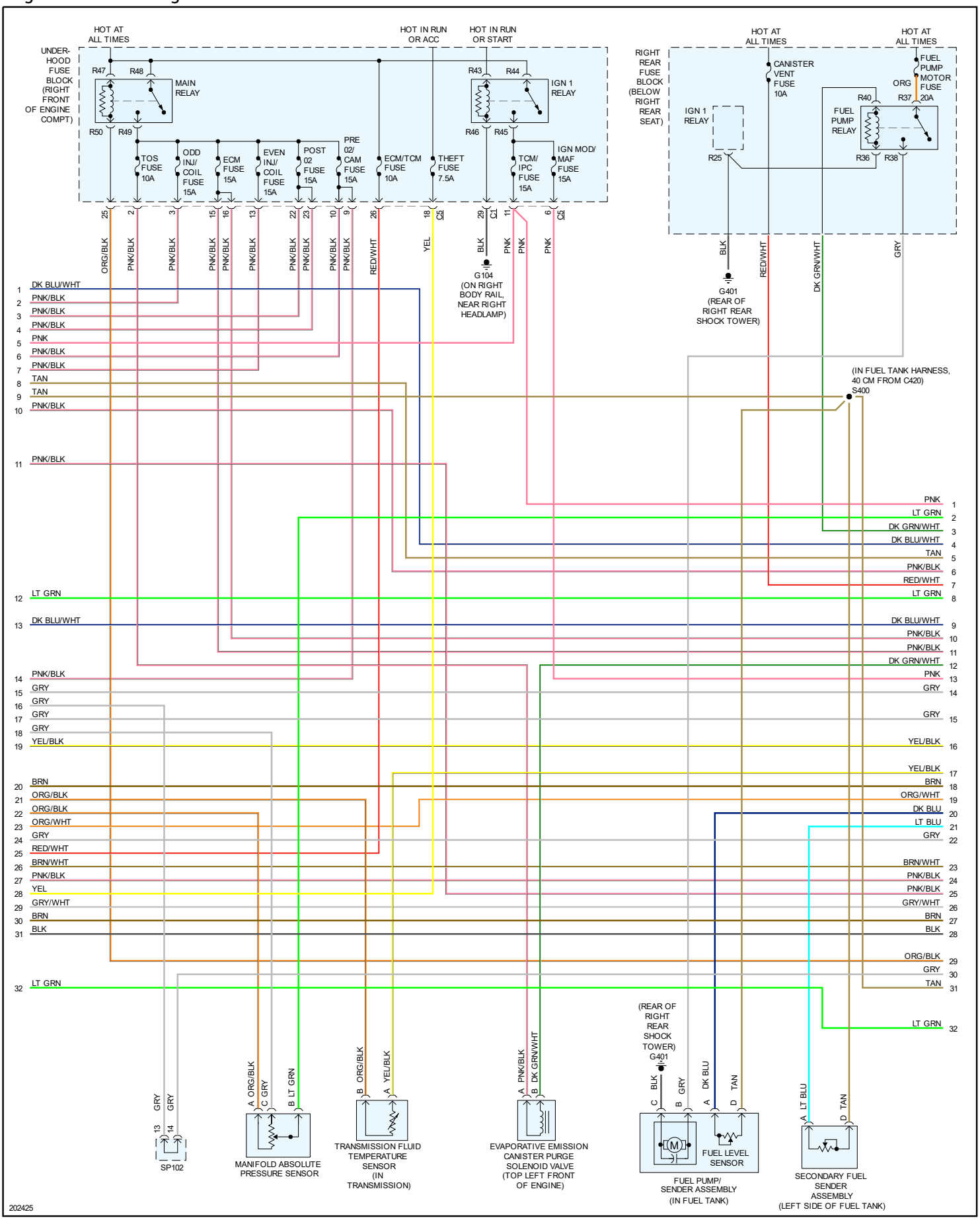
HOT AT ALL TIMES
HOT IN RUN OR ACC
HOT IN RUN OR START
UNDER-HOOD FUSE BLOCK (RIGHT FRONT OF ENGINE COMPT)
MAIN RELAY
IGN 1 RELAY
TOS FUSE 10A
ODD INJ/ COIL FUSE 15A
ECM FUSE 15A
EVEN INJ/ COIL FUSE 15A
POST 02 FUSE 15A
PRE 02/ CAM FUSE 15A
ECM/TCM FUSE 10A
THEFT FUSE 7.5A
TCM/ IPC FUSE 15A
IGN MOD/ MAF FUSE 15A
RIGHT REAR FUSE BLOCK (BELOW RIGHT REAR SEAT)
CANISTER VENT FUSE 10A
FUEL PUMP MOTOR FUSE 20A
FUEL PUMP RELAY
G104 (ON RIGHT BODY RAIL, NEAR RIGHT HEADLAMP)
G401 (REAR OF RIGHT REAR SHOCK TOWER)
(IN FUEL TANK HARNESS, 40 CM FROM C420) S400
SP102
MANIFOLD ABSOLUTE PRESSURE SENSOR
TRANSMISSION FLUID TEMPERATURE SENSOR (IN TRANSMISSION)
EVAPORATIVE EMISSION CANISTER PURGE SOLENOID VALVE (TOP LEFT FRONT OF ENGINE)
FUEL PUMP/ SENDER ASSEMBLY (IN FUEL TANK)
FUEL LEVEL SENSOR
SECONDARY FUEL SENDER ASSEMBLY (LEFT SIDE OF FUEL TANK)
202425

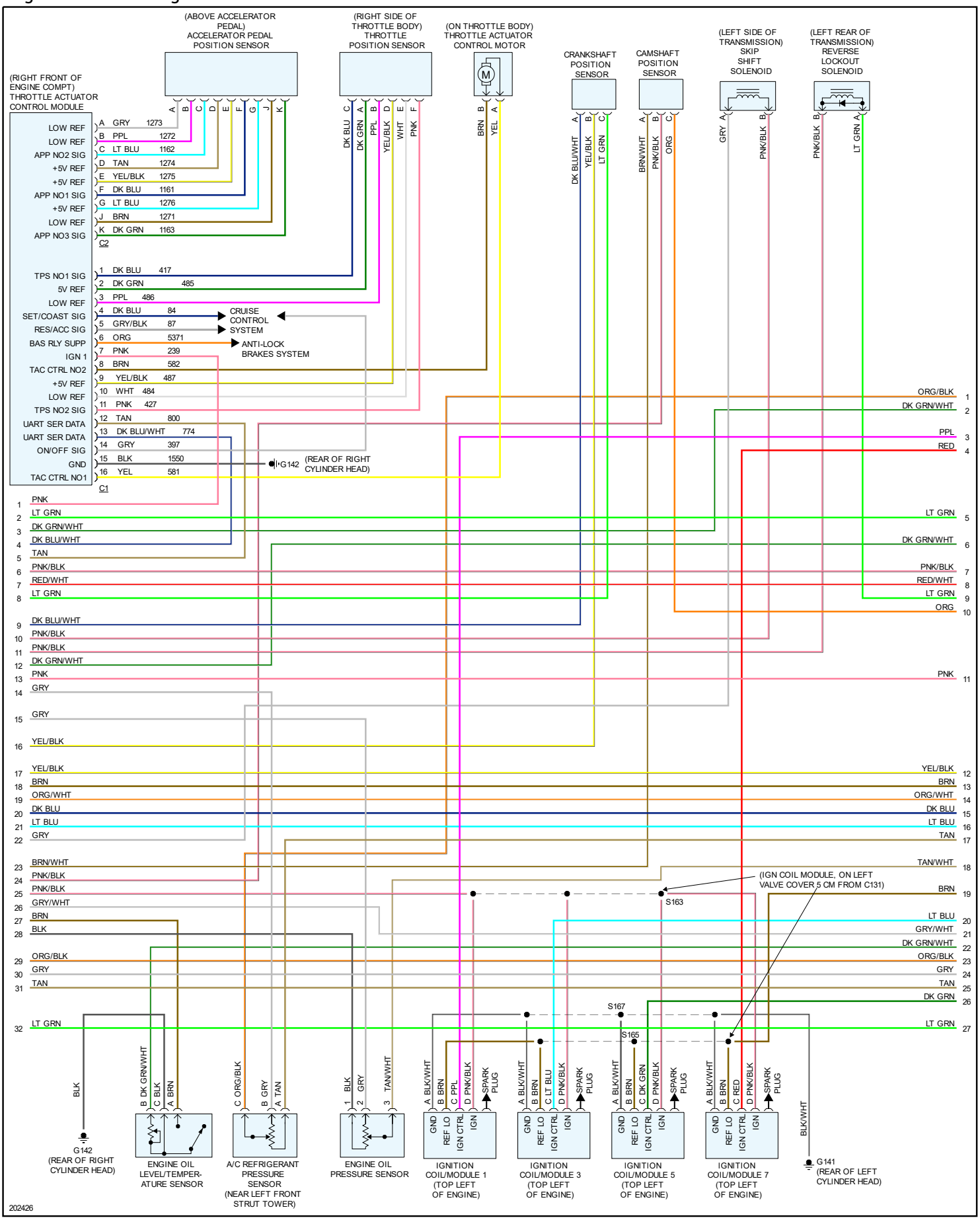
(ABOVE ACCELERATOR PEDAL) ACCELERATOR PEDAL POSITION SENSOR
(RIGHT SIDE OF THROTTLE BODY) THROTTLE POSITION SENSOR
(ON THROTTLE BODY) THROTTLE ACTUATOR CONTROL MOTOR
CRANKSHAFT POSITION SENSOR
CAMSHAFT POSITION SENSOR
(LEFT SIDE OF TRANSMISSION) SKIP SHIFT SOLENOID
(LEFT REAR OF TRANSMISSION) REVERSE LOCKOUT SOLENOID
(RIGHT FRONT OF ENGINE COMPT) THROTTLE ACTUATOR CONTROL MODULE
LOW REF
APP NO2 SIG
+5V REF
APP NO1 SIG
APP NO3 SIG
C2
TPS NO1 SIG
5V REF
SET/COAST SIG
RES/ACC SIG
BAS RLY SUPP
IGN 1
TAC CTRL NO2
TPS NO2 SIG
UART SER DATA
ON/OFF SIG
GND
TAC CTRL NO1
C1
CRUISE CONTROL SYSTEM
ANTI-LOCK BRAKES SYSTEM
G142 (REAR OF RIGHT CYLINDER HEAD)
(IGN COIL MODULE, ON LEFT VALVE COVER 5 CM FROM C131)
S163
S167
S165
G142 (REAR OF RIGHT CYLINDER HEAD)
ENGINE OIL LEVEL/TEMPER-ATURE SENSOR
A/C REFRIGERANT PRESSURE SENSOR (NEAR LEFT FRONT STRUT TOWER)
ENGINE OIL PRESSURE SENSOR
IGNITION COIL/MODULE 1 (TOP LEFT OF ENGINE)
IGNITION COIL/MODULE 3 (TOP LEFT OF ENGINE)
IGNITION COIL/MODULE 5 (TOP LEFT OF ENGINE)
IGNITION COIL/MODULE 7 (TOP LEFT OF ENGINE)
G141 (REAR OF LEFT CYLINDER HEAD)
202426

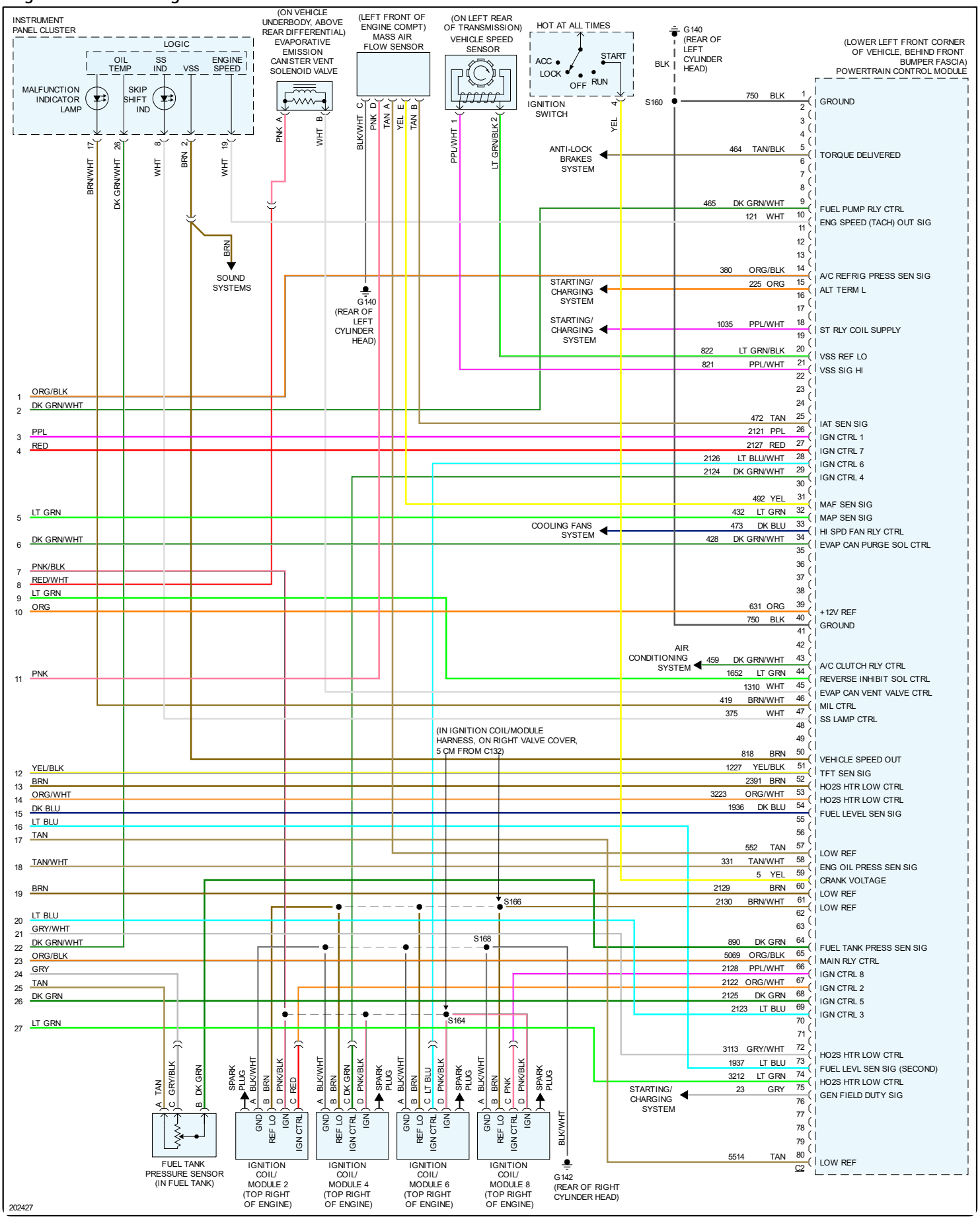
INSTRUMENT PANEL CLUSTER
LOGIC
OIL TEMP
SS IND
VSS
ENGINE SPEED
MALFUNCTION INDICATOR LAMP
SKIP SHIFT IND
(ON VEHICLE UNDERBODY, ABOVE REAR DIFFERENTIAL) EVAPORATIVE EMISSION CANISTER VENT SOLENOID VALVE
(LEFT FRONT OF ENGINE COMPT) MASS AIR FLOW SENSOR
(ON LEFT REAR OF TRANSMISSION) VEHICLE SPEED SENSOR
HOT AT ALL TIMES
ACC
LOCK
OFF
RUN
START
IGNITION SWITCH
G140 (REAR OF LEFT CYLINDER HEAD)
(LOWER LEFT FRONT CORNER OF VEHICLE, BEHIND FRONT BUMPER FASCIA) POWERTRAIN CONTROL MODULE
S160
750 BLK GROUND
ANTI-LOCK BRAKES SYSTEM
464 TAN/BLK TORQUE DELIVERED
465 DK GRN/WHT FUEL PUMP RLY CTRL
121 WHT ENG SPEED (TACH) OUT SIG
SOUND SYSTEMS
380 ORG/BLK A/C REFRIG PRESS SEN SIG
STARTING/ CHARGING SYSTEM
225 ORG ALT TERM L
G140 (REAR OF LEFT CYLINDER HEAD)
1035 PPL/WHT ST RLY COIL SUPPLY
822 LT GRN/BLK VSS REF LO
821 PPL/WHT VSS SIG HI
472 TAN IAT SEN SIG
2121 PPL IGN CTRL 1
2127 RED IGN CTRL 7
2126 LT BLU/WHT IGN CTRL 6
2124 DK GRN/WHT IGN CTRL 4
492 YEL MAF SEN SIG
432 LT GRN MAP SEN SIG
COOLING FANS SYSTEM
473 DK BLU HI SPD FAN RLY CTRL
428 DK GRN/WHT EVAP CAN PURGE SOL CTRL
631 ORG +12V REF
750 BLK GROUND
AIR CONDITIONING SYSTEM
459 DK GRN/WHT A/C CLUTCH RLY CTRL
1652 LT GRN REVERSE INHIBIT SOL CTRL
1310 WHT EVAP CAN VENT VALVE CTRL
419 BRN/WHT MIL CTRL
375 WHT SS LAMP CTRL
(IN IGNITION COIL/MODULE HARNESS, ON RIGHT VALVE COVER, 5 CM FROM C132)
818 BRN VEHICLE SPEED OUT
1227 YEL/BLK TFT SEN SIG
2391 BRN HO2S HTR LOW CTRL
3223 ORG/WHT HO2S HTR LOW CTRL
1936 DK BLU FUEL LEVEL SEN SIG
552 TAN LOW REF
331 TAN/WHT ENG OIL PRESS SEN SIG
5 YEL CRANK VOLTAGE
2129 BRN LOW REF
2130 BRN/WHT LOW REF
S166
S168
S164
890 DK GRN FUEL TANK PRESS SEN SIG
5069 ORG/BLK MAIN RLY CTRL
2128 PPL/WHT IGN CTRL 8
2122 ORG/WHT IGN CTRL 2
2125 DK GRN IGN CTRL 5
2123 LT BLU IGN CTRL 3
3113 GRY/WHT HO2S HTR LOW CTRL
1937 LT BLU FUEL LEVL SEN SIG (SECOND)
3212 LT GRN HO2S HTR LOW CTRL
STARTING/ CHARGING SYSTEM
23 GRY GEN FIELD DUTY SIG
5514 TAN LOW REF
C2
FUEL TANK PRESSURE SENSOR (IN FUEL TANK)
IGNITION COIL/ MODULE 2 (TOP RIGHT OF ENGINE)
IGNITION COIL/ MODULE 4 (TOP RIGHT OF ENGINE)
IGNITION COIL/ MODULE 6 (TOP RIGHT OF ENGINE)
IGNITION COIL/ MODULE 8 (TOP RIGHT OF ENGINE)
G142 (REAR OF RIGHT CYLINDER HEAD)
202427