2016 GMC Truck Sierra 1500 2WD V8-5.3L

Vehicle > Powertrain Management > Diagrams > Electrical - Interactive Color (Non OE)

Engine Controls - Page 1 of 6

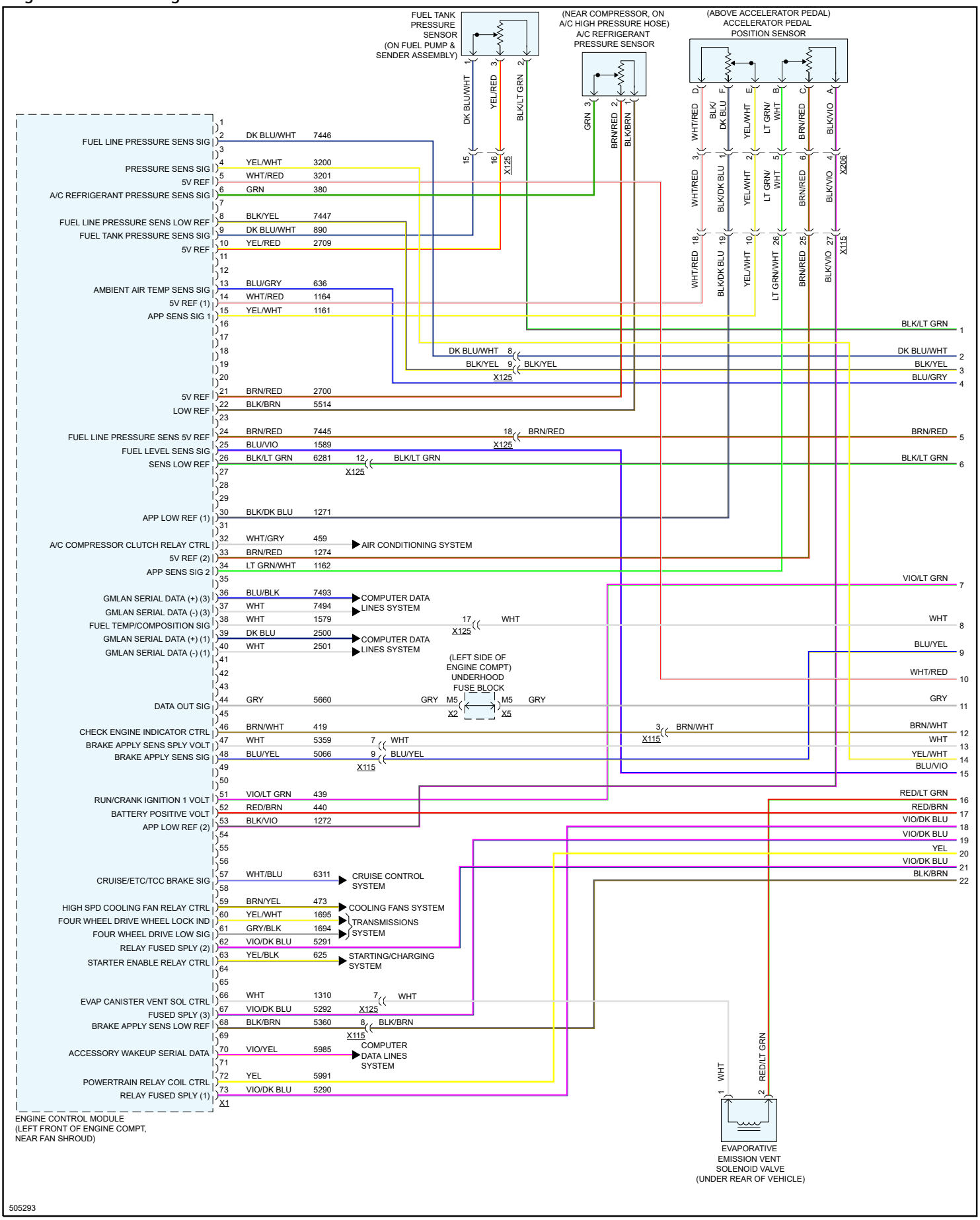

2016 GMC Truck Sierra 1500 2WD V8-5.3L

Vehicle > Powertrain Management > Diagrams > Electrical - Interactive Color (Non OE)

Engine Controls - Page 2 of 6

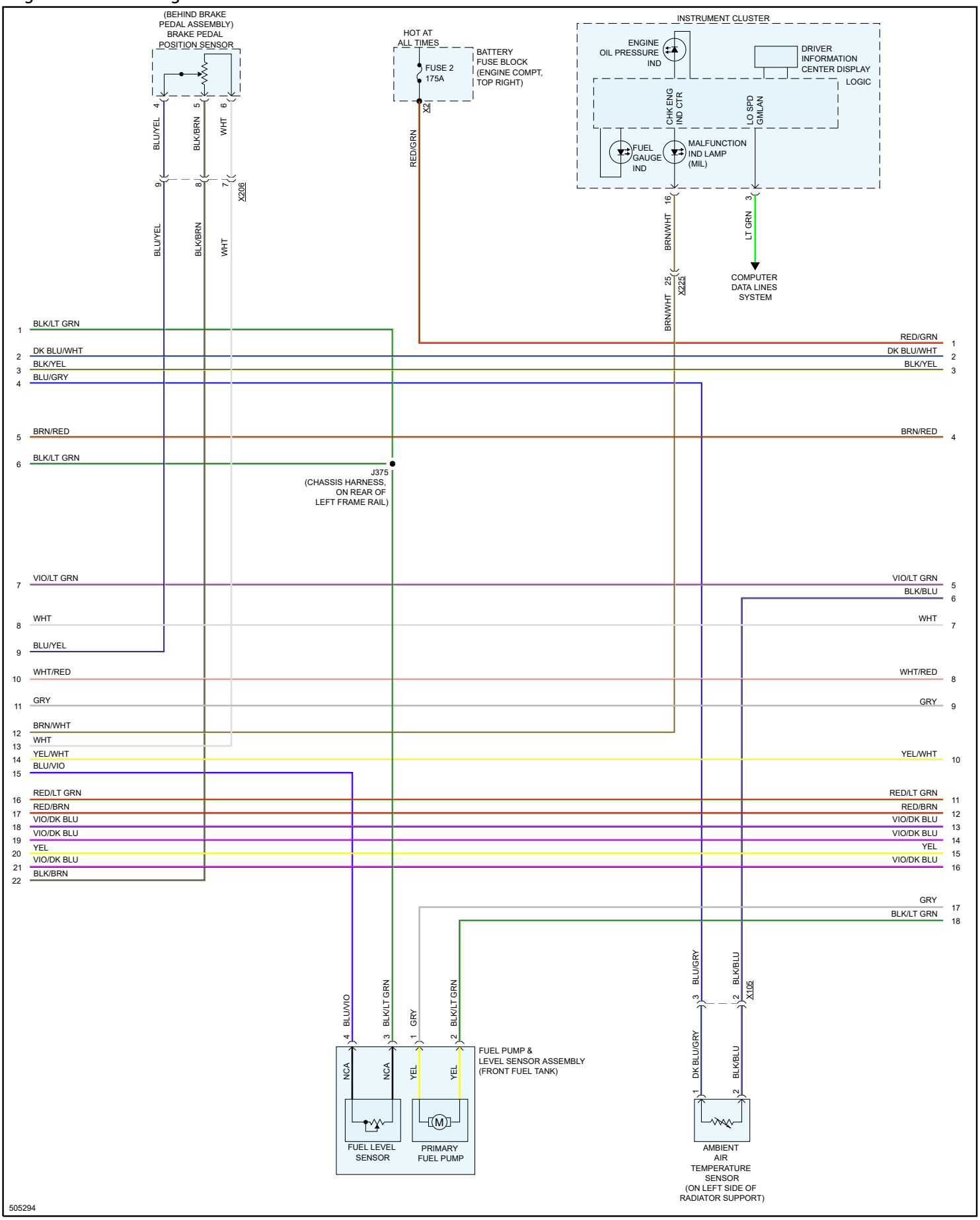

2016 GMC Truck Sierra 1500 2WD V8-5.3L

Vehicle > Powertrain Management > Diagrams > Electrical - Interactive Color (Non OE)

Engine Controls - Page 3 of 6

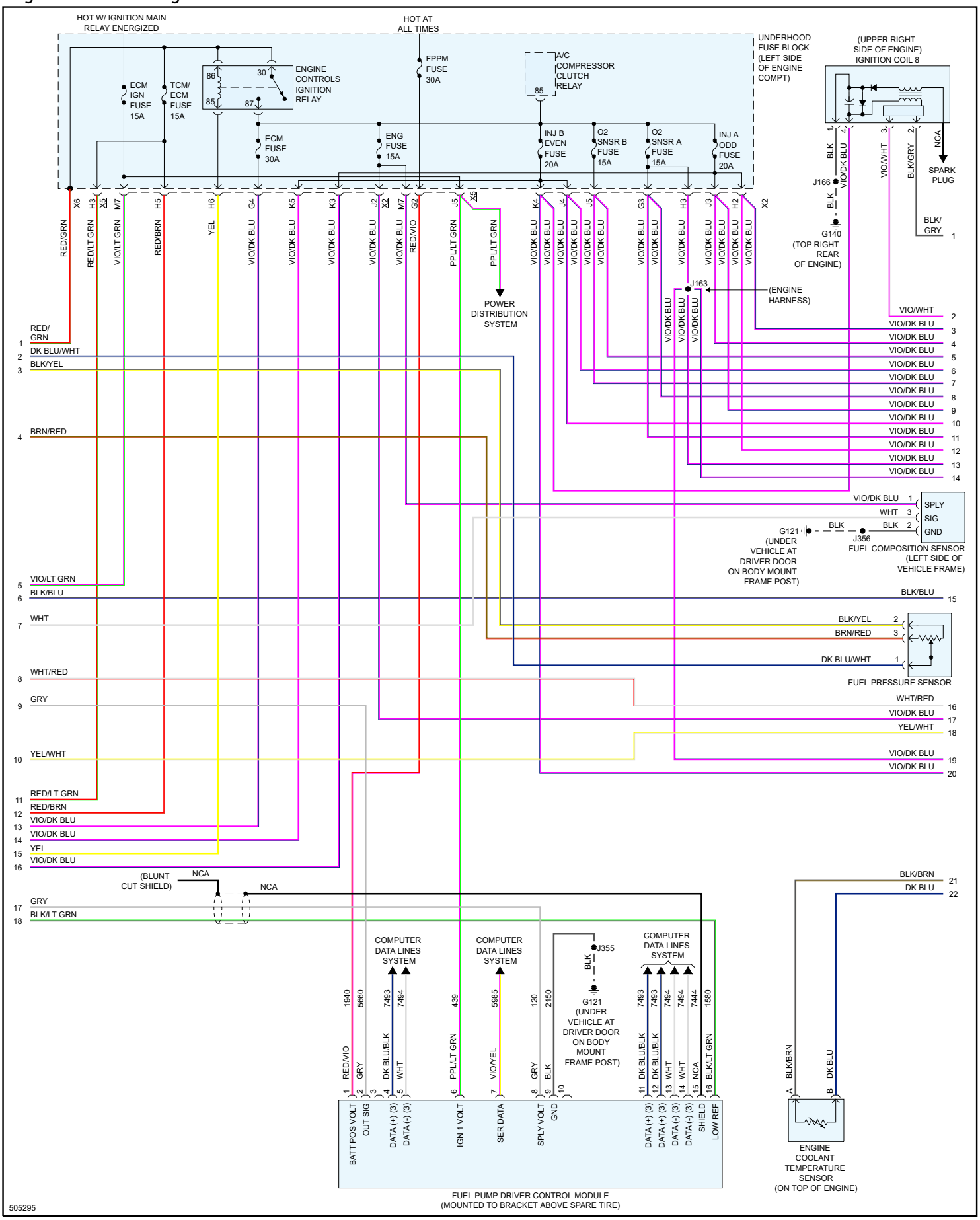

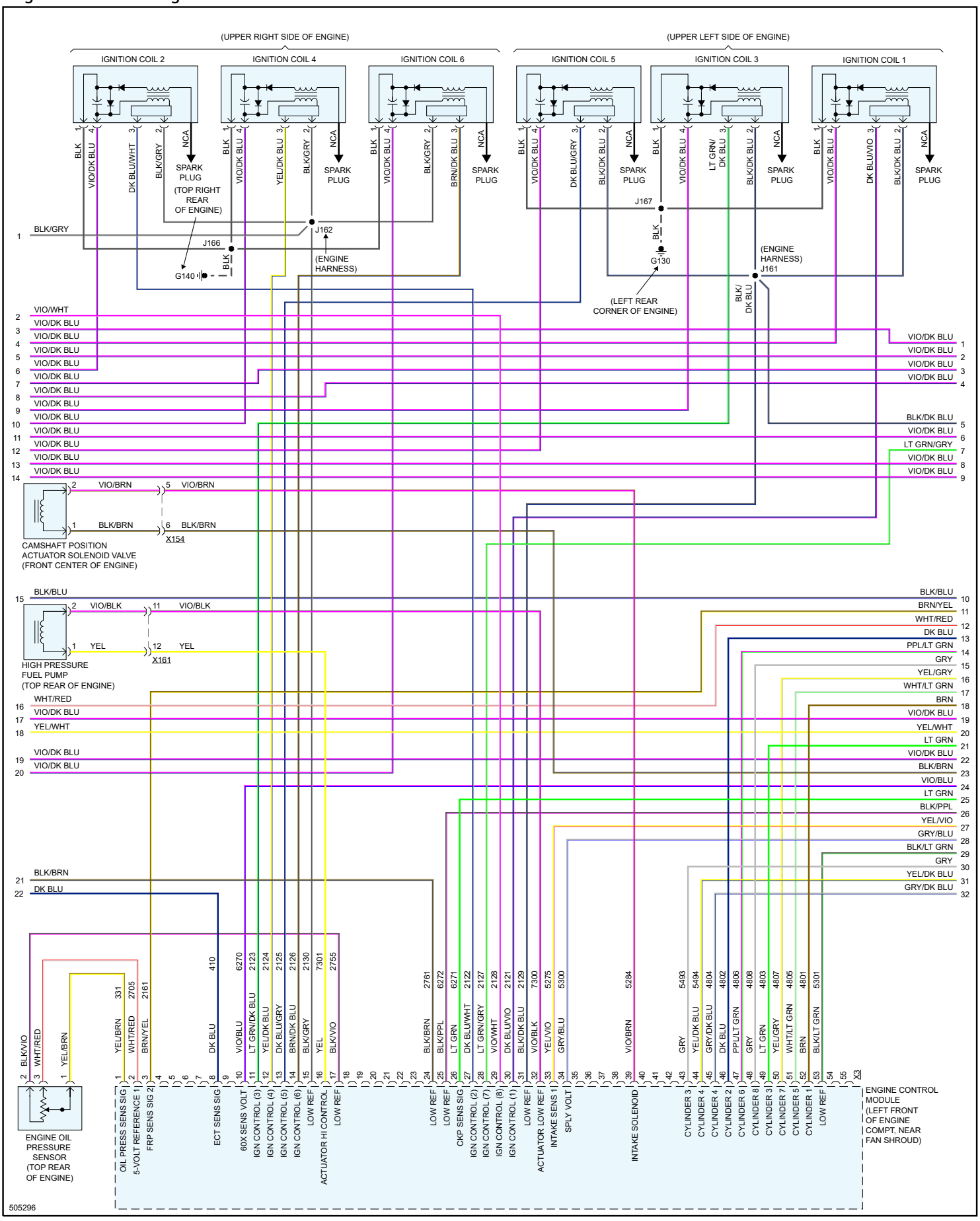
(UPPER RIGHT SIDE OF ENGINE)
(UPPER LEFT SIDE OF ENGINE)
IGNITION COIL 2
IGNITION COIL 4
IGNITION COIL 6
IGNITION COIL 5
IGNITION COIL 3
IGNITION COIL 1
SPARK PLUG
(TOP RIGHT REAR OF ENGINE)
J162
J166
J167
G140
G130
(ENGINE HARNESS)
J161
(LEFT REAR CORNER OF ENGINE)
CAMSHAFT POSITION ACTUATOR SOLENOID VALVE (FRONT CENTER OF ENGINE)
X154
HIGH PRESSURE FUEL PUMP (TOP REAR OF ENGINE)
X161
ENGINE OIL PRESSURE SENSOR (TOP REAR OF ENGINE)
ENGINE CONTROL MODULE (LEFT FRONT OF ENGINE COMPT, NEAR FAN SHROUD)
OIL PRESS SENS SIG
5-VOLT REFERENCE 1
FRP SENS SIG 2
ECT SENS SIG
60X SENS VOLT
IGN CONTROL (3)
IGN CONTROL (4)
IGN CONTROL (5)
IGN CONTROL (6)
LOW REF
ACTUATOR HI CONTROL
CKP SENS SIG
IGN CONTROL (2)
IGN CONTROL (7)
IGN CONTROL (8)
IGN CONTROL (1)
ACTUATOR LOW REF
INTAKE SENS 1
SPLY VOLT
INTAKE SOLENOID
CYLINDER 3
CYLINDER 4
CYLINDER 2
CYLINDER 6
CYLINDER 8
CYLINDER 7
CYLINDER 5
CYLINDER 1
505296

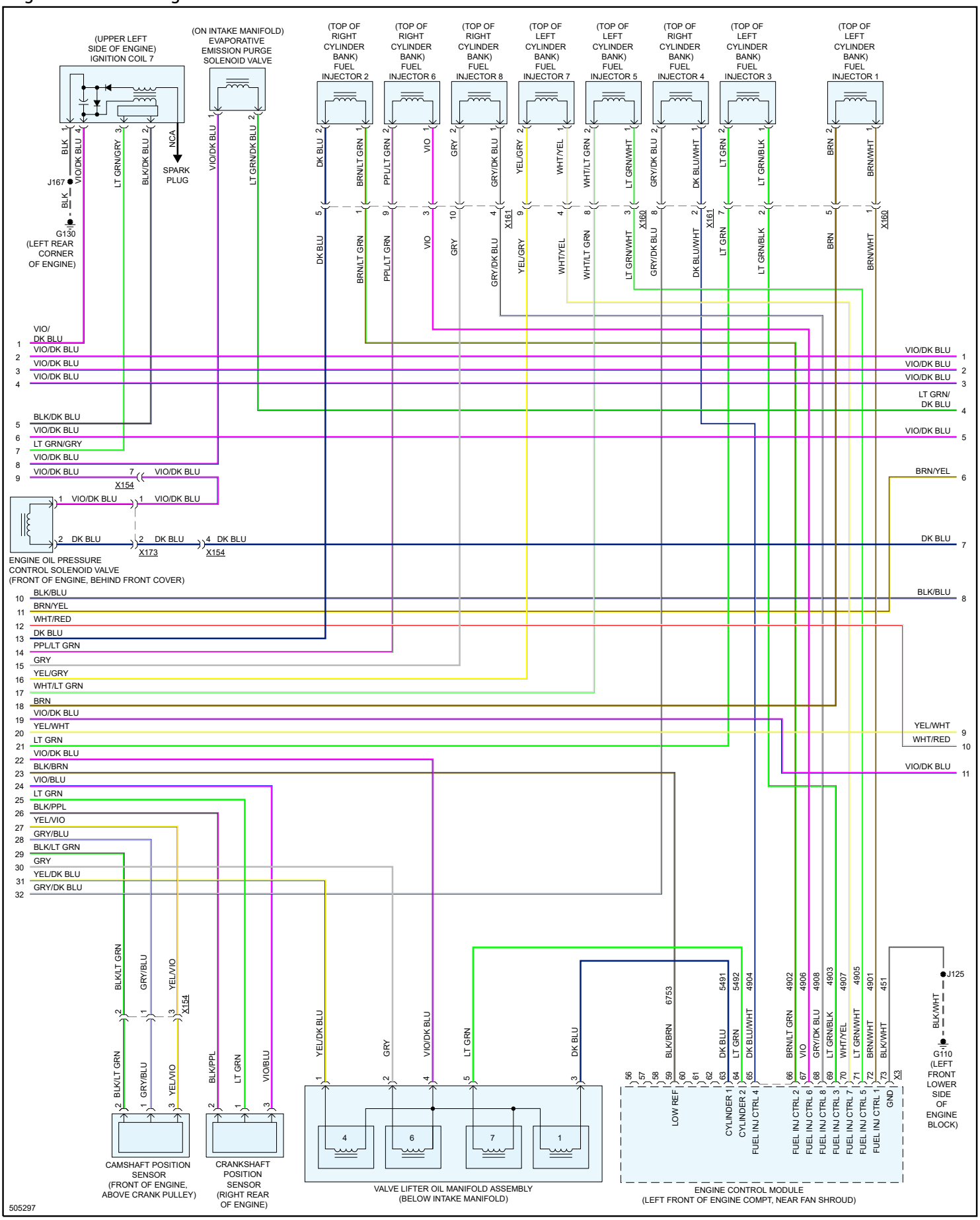
(UPPER LEFT SIDE OF ENGINE) IGNITION COIL 7
(ON INTAKE MANIFOLD) EVAPORATIVE EMISSION PURGE SOLENOID VALVE
(TOP OF RIGHT CYLINDER BANK) FUEL INJECTOR 2
(TOP OF RIGHT CYLINDER BANK) FUEL INJECTOR 6
(TOP OF RIGHT CYLINDER BANK) FUEL INJECTOR 8
(TOP OF LEFT CYLINDER BANK) FUEL INJECTOR 7
(TOP OF LEFT CYLINDER BANK) FUEL INJECTOR 5
(TOP OF RIGHT CYLINDER BANK) FUEL INJECTOR 4
(TOP OF LEFT CYLINDER BANK) FUEL INJECTOR 3
(TOP OF LEFT CYLINDER BANK) FUEL INJECTOR 1
SPARK PLUG
J167
G130 (LEFT REAR CORNER OF ENGINE)
ENGINE OIL PRESSURE CONTROL SOLENOID VALVE (FRONT OF ENGINE, BEHIND FRONT COVER)
CAMSHAFT POSITION SENSOR (FRONT OF ENGINE, ABOVE CRANK PULLEY)
CRANKSHAFT POSITION SENSOR (RIGHT REAR OF ENGINE)
VALVE LIFTER OIL MANIFOLD ASSEMBLY (BELOW INTAKE MANIFOLD)
ENGINE CONTROL MODULE (LEFT FRONT OF ENGINE COMPT, NEAR FAN SHROUD)
J125
G110 (LEFT FRONT LOWER SIDE OF ENGINE BLOCK)
505297

2016 GMC Truck Sierra 1500 2WD V8-5.3L

Vehicle > Powertrain Management > Diagrams > Electrical - Interactive Color (Non OE)
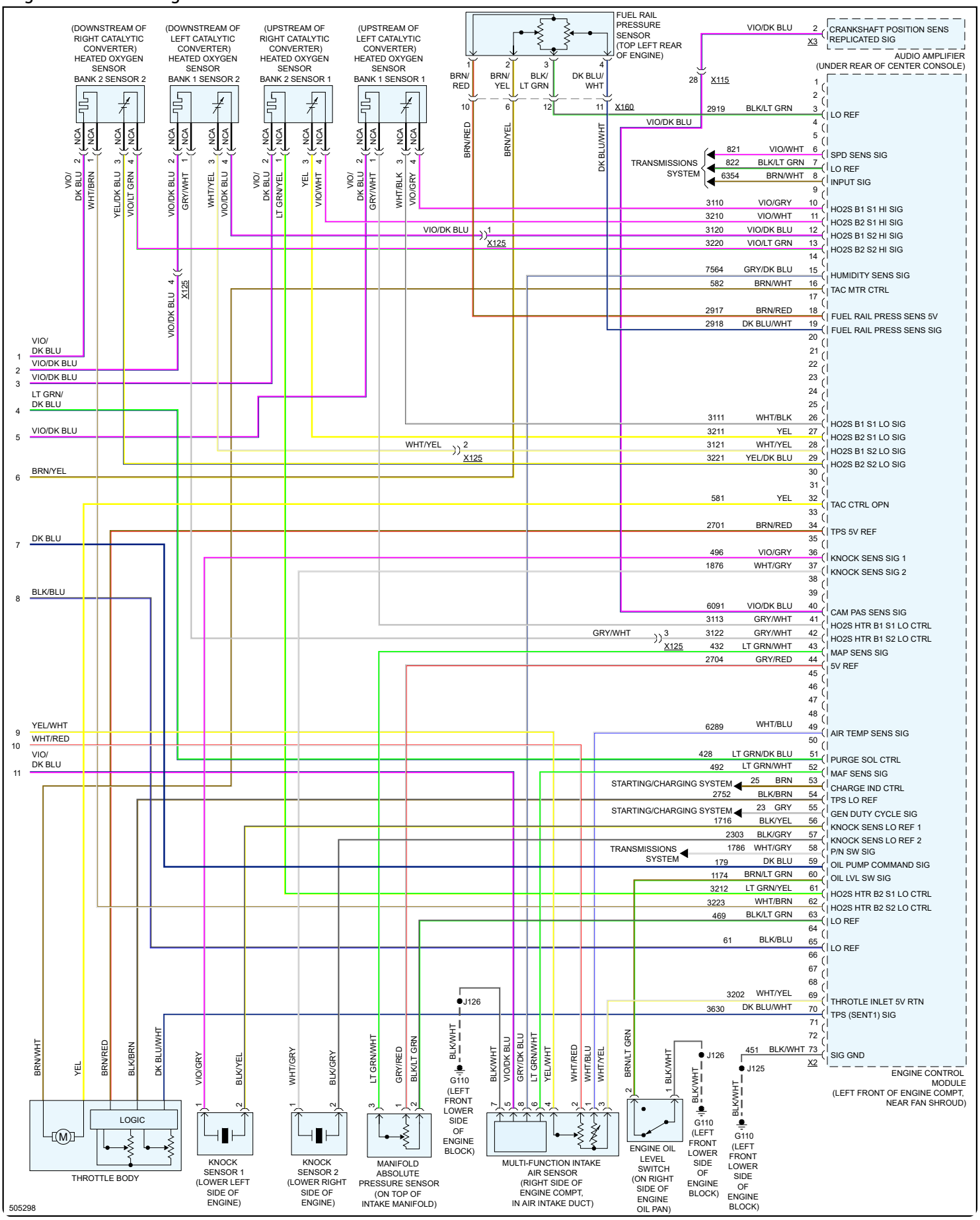
Engine Controls - Page 6 of 6