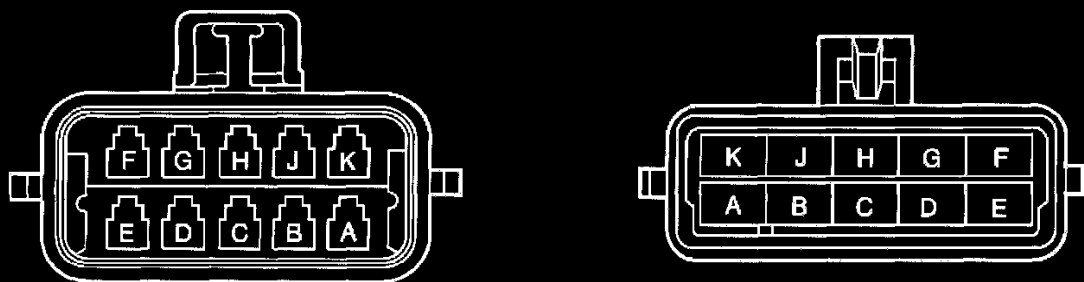


Vehicle: Connector Views

C100

In-Line Connector C100

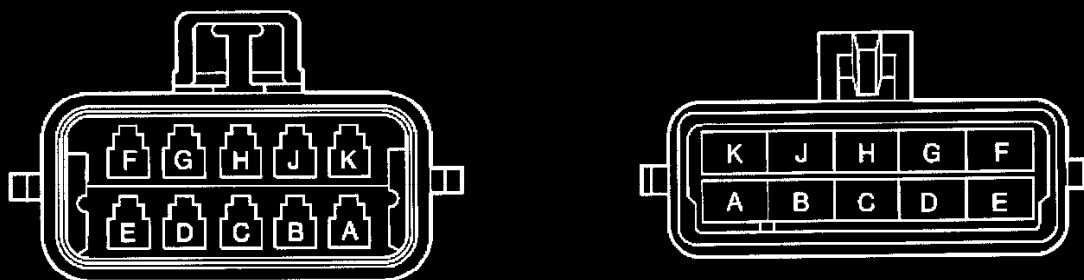


510678

Connector Part Information		• 1206-5425 • 10-Way F Metri-pack 150 Series (BLK)		Connector Part Information		• 1204-8253 • 10 - Way M Metri-pack 150 Series (BLK)	
Pin	Wire Color	Circuit No.	Function	Pin	Wire Color	Circuit No.	Function
A	PNK	639	Fused Feed Input	A	PNK/WHT	639	Fused Feed Input
B	DK GRN/ WHT	459	A/C Compressor Relay Control	B	DK GRN/ WHT	459	A/C Compressor Relay Control
C	DK GRN	59	A/C Compressor Clutch Solenoid Feed	C	DK GRN	59	A/C Compressor Clutch Solenoid Feed
D	GRY	596	(V8 VIN G) (+NW9) Reference Voltage Feed - 5 Volt Reference	D	GRY	596	(V8 VIN G) (+NW9) Reference Voltage Feed - 5 Volt Reference
E	DK BLU	417	(V8 VIN G) (+NW9) Throttle Position Sensor Signal	E	DK BLU	417	(V8 VIN G) (+NW9) Throttle Position Sensor Signal

In-Line Connector C100 (Part 1 Of 2)

In-Line Connector C100



510678

Connector Part Information		• 1206-5425 • 10-Way F Metri-pack 150 Series (BLK)		Connector Part Information		• 1204-8253 • 10 - Way M Metri-pack 150 Series (BLK)	
Pin	Wire Color	Circuit No.	Function	Pin	Wire Color	Circuit No.	Function
F	BRN	86	(V6 VIN K) Brake Pedal Switch Output	F	BRN	86	(V6 VIN K) Brake Pedal Switch Output
G	PNK	239	Fused Input Feed	G	PNK	239	Fused Input Feed
H	DK BLU	473	Coolant Fan Relay Control	H	DK BLU	473	Coolant Fan Relay Control
J	DK GRN	335	Coolant Fan Relay Control	J	DK GRN	335	Coolant Fan Relay Control
K	BLK	452	(V8 VIN G) (+NW9) Sensor Return	K	BLK	452	(V8 VIN G) (+NW9) Sensor Return

In-Line Connector C100 (Part 2 Of 2)

"For a description of the RPO Code(s) shown in this article or any of the images therein, refer to the RPO Code List found at Vehicle/Application ID".
See: Application and ID/RPO Codes

Vehicle: Connector Views

C101

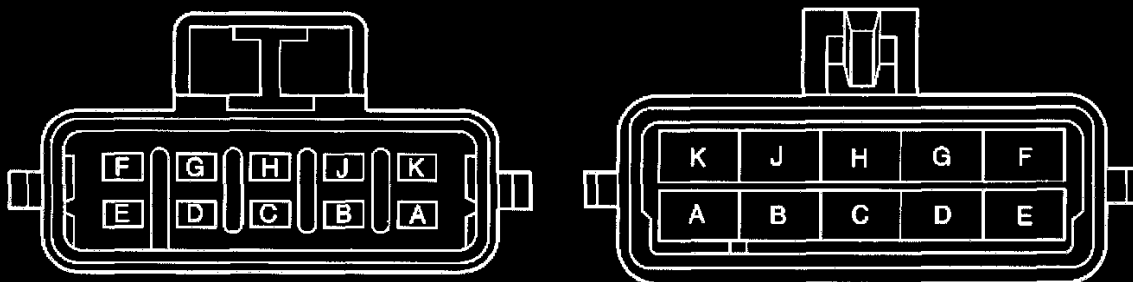
In-Line Connector C101

280743

Connector Part Information		• 1206-5426 • 10-Way F Metri-pack 150 Series (GRY)		Connector Part Information		• 1206-5648 • 10-Way M Metri-pack 150 Series (GRY)	
Pin	Wire Color	Circuit No.	Function	Pin	Wire Color	Circuit No.	Function
A	YEL/BLK	625	Vehicle Anti-Theft System Starter Enable Relay Output - Coil	A	YEL/BLK	625	Vehicle Anti-Theft System Starter Enable Relay Output - Coil
B	BLK/WHT	451	(V6 VIN K) Ground	B	BLK/WHT	451	(V6 VIN K) Ground
B	PNK	839	(V8 VIN G) Fused Input Feed	B	PNK	839	(V8 VIN G) Fused Input Feed
C	BRN	436	(V8 VIN G) Idle Speed Control Motor Relay Output-Coil	C	BRN	436	(V8 VIN G) Idle Speed Control Motor Relay Output-Coil
D	DK GRN/WHT	465	Fuel Pump Relay Feed - Coil	D	DK GRN/WHT	465	Fuel Pump Relay Feed - Coil

In-Line Connector C101 (Part 1 Of 2)

In-Line Connector C101



280743

Connector Part Information		• 1206-5426 • 10-Way F Metri-pack 150 Series (GRY)		Connector Part Information		• 1206-5648 • 10-Way M Metri-pack 150 Series (GRY)	
Pin	Wire Color	Circuit No.	Function	Pin	Wire Color	Circuit No.	Function
E	PNK	439	Fused Input Feed	E	PNK/BLK	439	Fused Input Feed
F	—	—	Not Used	F	—	—	Not Used
G	ORN	340	Fused Input Feed	G	ORN	340	Fused Input Feed
H	BLK/WHT	451	Ground	H	BLK/WHT	451	Ground
J	PPL/WHT	1035	(V6 VIN K) Starter Relay Feed-Coil	J	PPL/WHT	1035	(V6 VIN K) Starter Relay Feed-Coil
K	DK GRN	220	(V6 VIN K) Vehicle Anti-Theft System Signal-Starter Inhibit	K	DK GRN	220	(V6 VIN K) Vehicle Anti-Theft System Signal-Starter Inhibit
K	GRY/BLK	1687	(V8 VIN G) (+NW9) Ignition Retard Signal	K	GRY/BLK	1687	(V8 VIN G) (+NW9) Ignition Retard Signal

In-Line Connector C101 (Part 2 Of 2)

"For a description of the RPO Code(s) shown in this article or any of the images therein, refer to the RPO Code List found at Vehicle/Application ID".
See: Application and ID/RPO Codes

Vehicle: Connector Views

C105

In-Line Connector C105								
Connector Part Information		<ul style="list-style-type: none"> • 1204-7937 • 8-Way F Metri-pack 150 Series (BLK) 			Connector Part Information		<ul style="list-style-type: none"> • 1205-2454 • 8-Way M Metri-pack 150 Series (BLK) 	
		Pin	Wire Color	Circuit No.			Function	Pin
A	PPL/WHT	1572	(V6 VIN K) (M30, - NW9) Traction Control System Indicator Lamp Output - Failure	A	PPL/WHT	1572	(V6 VIN K) (M30, - NW9) Traction Control System Indicator Lamp Output - Failure	
B	PNK	539	Fused Output - Ignition	B	PNK	539	Fused Output - Ignition	
C	BRN/WHT	1571	(V6 VIN K) (M30, - NW9) Traction Control System Switch Signal	C	BRN/WHT	1571	(V6 VIN K) (M30, - NW9) Traction Control System Switch Signal	
D	ORN/BLK	463	(V6 VIN K) (+ NW9) Traction Control System Signal - Torque Desired	D	ORN/BLK	463	(V6 VIN K) (+ NW9) Traction Control System Signal - Torque Desired	
D	DK GRN	83	(V8 VIN G) Cruise Control Signal-Disengage	D	DK GRN	83	(V8 VIN G) Cruise Control Signal-Disengage	
E	—	—	Not Used	E	—	—	Not Used	
F	TAN/BLK	464	(V6 VIN K) (+ NW9) Traction Control System Signal - Torque Delivered	F	TAN/BLK	464	(V6 VIN K) (+ NW9) Traction Control System Signal - Torque Delivered	
F	WHT	85	(V8 VIN G) Cruise Control Indicator Lamp Output	F	WHT	85	(V8 VIN G) Cruise Control Indicator Lamp Output	
G	WHT	121	(+ NW9) Tachometer Signal	G	WHT	121	(+ NW9) Tachometer Signal	
H	ORN	1440	(V8 VIN G) Fused Input Feed	H	ORN	1440	(V8 VIN G) Fused Input Feed	

In-Line Connector C105

"For a description of the RPO Code(s) shown in this article or any of the images therein, refer to the RPO Code List found at Vehicle/Application ID".
See: Application and ID/RPO Codes