

4. If the front (4) of the inflatable restraint steering wheel module coil has a centering window (3), but is without a spring service lock on the back side (1), perform the following steps:

- Hold the inflatable restraint steering wheel module coil with the face up.
- Rotate the coil hub clockwise until the coil ribbon stops.
- Rotate the coil hub slowly, counter clockwise until the centering window appears yellow and both arrows (2) line up. This is center position.
- While holding the coil hub in center position, align the inflatable restraint steering wheel module coil with the horn tower and slide onto the steering shaft assembly.

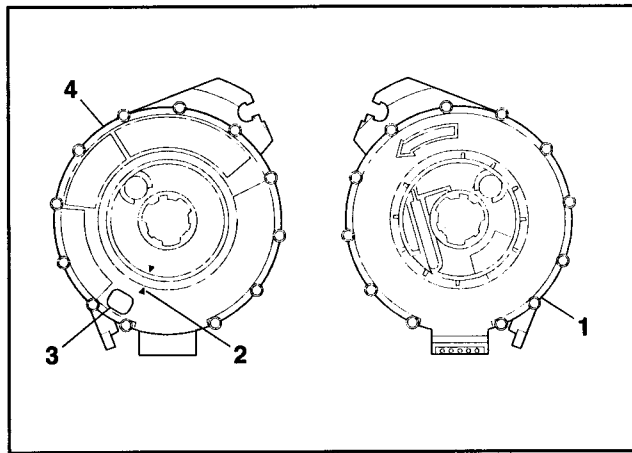


Figure 6 Centering Window without Service Lock

5. If the front side (3) of the inflatable restraint steering wheel module coil is without a centering window, but a spring service lock (1) is on the back side (2), perform the following steps:

- Hold the inflatable restraint steering wheel module coil with the back side up.
- While depressing the spring service lock, rotate the coil hub in the direction of the arrow (4) until the coil ribbon stops.
- Still pressing the spring service lock, rotate the coil hub in the opposite direction 2 1/2 revolutions.
- Release the spring service lock between locking tabs. The inflatable restraint steering wheel module coil is now centered.
- Align the centered inflatable restraint steering wheel module coil with the horn tower and slide onto the steering shaft assembly.

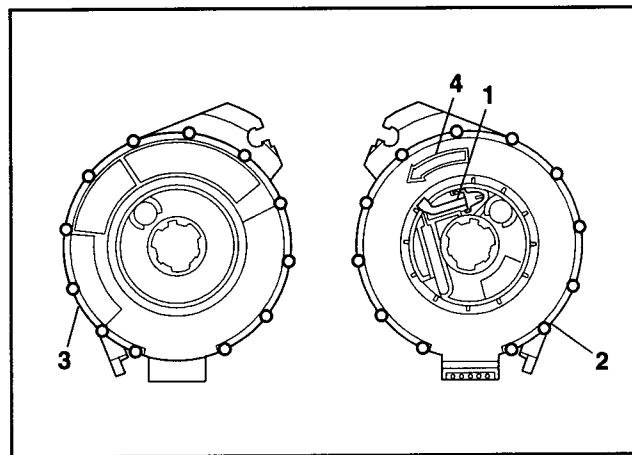


Figure 7 Service Lock without Centering Window

6. If the inflatable restraint steering wheel module coil has neither a centering window on the front side (2) nor a spring service lock on the back side (1), perform the following steps:

- Hold the inflatable restraint steering wheel module coil with the back side up.
- Rotate the coil hub in the direction of the arrow (3) until the coil ribbon stops.
- Rotate the coil hub, slowly, in the opposite direction, for 2 1/2 revolutions. This is center position.
- While maintaining the coil hub in center position, align the centered inflatable restraint steering wheel module coil with the horn tower and slide onto the steering shaft assembly.

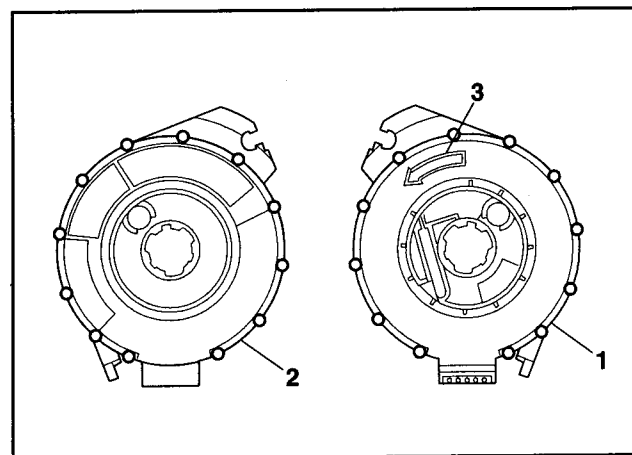


Figure 8 Without Centering Window or Service Lock